

# Hartville Outdoor Products



*Pavilions*



*Timberline*



*Gazebos*



*Pergolas*

**HARTVILLE**  
1147 W. MAPLE STREET  
HARTVILLE, OHIO 44632  
330.877.6900

**MEDINA**  
5107 PARAMOUNT BLVD  
MEDINA, OHIO 44256  
330.239.2204

**KENT**  
366 TALLMADGE ROAD  
KENT, OHIO 44240  
330.593.5000

• **How do you anchor them down?**

**Answer:** U shaped metal brackets are fastened to the concrete or deck with anchor screws, then the posts are placed inside the brackets and secured through the sides of the brackets with screws. For areas without a solid surface to mount them onto (a loose paver patio, dirt or grass area, etc) it is recommended to have holes dug below frost level and have the posts installed into the ground. Or concrete pilings can be poured to grade level and the posts can be mounted on top of the pilings with the above mentioned U brackets. The brackets are hidden either by a vinyl post sleeve or a wood trim collar.

• **How well do they hold up in wind?**

**Answer:** Most people are concerned about the wind because many people have bought cheap aluminum and canopy covers for a couple hundred dollars and have ended up replacing them multiple times due to winds tearing them up every year. We are very confident that our pavilions will withstand most wind storms when anchored down properly.

• **I have an odd sized patio and was wondering if you could make something to fit?**

**Answer:** Absolutely! Even though we have a price list with standard sizes listed, each one is considered custom and can be sized to fit.

• **Can you match the shingles on our house?**

**Answer:** We have the capability to obtain most any brand of shingle and often times there is no additional charge for it. We do not stock shingles, but order them as needed. Most companies charge a couple hundred dollars to match a shingle color.

• **Does the pavilion come assembled or what method is used to get it into my backyard?**

**Answer:** The pavilion is prepared in a kit form at our manufacturing shop, then is loaded onto an enclosed trailer and delivered to your house via a four wheel drive pickup truck. Pieces can be hand carried to the site, therefore accessibility is usually not a problem.

• **How long will it take to install a pavilion?**

**Answer:** Most pavilions are installed in less than a day (sometimes  $\frac{1}{2}$  day). Usually no more than 2 days.

• **I want to place my pavilion right outside my back door... how do we keep the water away from the house?**

**Answer:** Gutters can be mounted onto the pavilion to divert the water, or depending on the application, the pavilion roof can be raised so the water can drain into an existing gutter on the house.

• **Do you recommend staining my pavilion and if so, how often and what should I use?**

**Answer:** Although cedar and pressure-treated pine are very durable for exterior use, it is recommended to apply a coat of exterior sealer approx every 2 years to enhance the appearance and help provide protection from the elements. Most any home improvement center carry products that are suitable to use, and by explaining to them what kind of wood you have, they should be able to help you make a decision. If left unstained, cedar and pressure-treated pine will weather to a silverish gray color.

## *Testimonials*

Dean and his crew do excellent work. They built exactly what I asked for at a reasonable price, completed the on-site work in a short amount of time and on schedule. Everyone who has seen the work thinks its awesome.

**-Jack from Pittsburgh**

We had them design and build a custom pavilion over the existing concrete patio at our home. I cannot speak highly enough of the professionalism and quality of the work. The entire installation of the 15' x25' pavilion took approximately 5 hours from the time they pulled into our driveway until when they left after cleaning up. The four-man team worked seamlessly together, were experienced and obviously enjoyed their work. I would highly recommend them.

**-Denis from Pittsburgh**

Excellent service, price was more than reasonable, install was fast, and most of all... the quality of workmanship was second to none.

**-Rich from Cleveland**



**Treated Pine Pavilions pg 6-7**



**Vinyl Pavilions pg 8-9**



**Cedar Pavilions pg 10-11**



**Cedar Timberline pg 16-17**



**Wood & Vinyl Gazebos pg 20-22**




**Pergolas & More pg 26-27**

A versatile structure that can be installed basically anywhere....

- Over a spa or hot tub
- As a poolside retreat
- On a deck or patio
- Outdoor kitchen area

*A quality, durable alternative to a temporary, wind blown structure!*



1x6 Cedar Sheathing w/  
Exposed Rafters

Double Roof

25 YR Asphalt Shingles

5/12 Roof Pitch

4" Roof Overhang

Facia Trim

Curved or Plain  
Braces

Header Beams

Approximate  
Clearance 84"

Post Trim

6x6 Posts  
(solid)

Standard Features Shown Above are Included in the Base Price



10x12 · single roof · walnut sealer · metal roof



12'x12' · premier posts · dimensional shingles  
· extended overhang



12'x16' · single roof · extended overhang



12'x12' · single roof · cedar sealer · metal roof



## Treated Southern Yellow Pine

- **Strength** — Known as one of the strongest, most versatile species of exterior wood available, treated lumber remains a staple in the outdoor building industry.
- **Durability** — Pressure treated protection against, rot, decay, and insect bites.
- **Stability** — Unlike wet lumber purchased at home centers, the lumber used for our outdoor structures is kiln-dried before and after treatment to minimize cracking, warping and twisting and will readily accept stains and sealers soon after construction.
- **Economical** — Treated southern yellow pine is plentifully grown in the southern US, making access and availability widespread, meaning it is competitively priced.

# Treated Pine Pavilions



**16'x16'** · premier posts · dimensional shingles



**12'x12'** · single roof · dimensional shingles  
· custom sealer



**14'x16'** · composite floor · metal roof  
· extended overhang · single roof

# Vinyl Pavilions



12'x12' · premier posts · metal roof



16'x16' · premier posts · metal roof  
· extended overhang · double roof spindles



11'x11' Tan · premier posts · dimensional shingles




16'x16' Clay · premier posts · metal roof  
· extended overhang  
· solid curved braces



## Vinyl

- **Timeless Beauty** — Classical, sleek, and unaffected by the elements, vinyl products can add years of value to any home.
- **Durability** — Vinyl components are warranted against rotting, cracking and peeling for a lifetime of use.
- **Strength** — All exterior vinyl structural members are encased with pressure treated wood for strength and stability.
- **Low Maintenance** — Vinyl products are becoming more and more popular due to ease of maintenance, as there is no need for painting or staining which saves time and money. Occasional soap and water cleanup is all that is needed in most situations.

## Vinyl Colors



# Vinyl Pavilions



**16'x20'** · premier posts · dimensional shingles



**13'x14'** · premier posts · dimensional shingles  
· single roof · gutters & down spout



**14'x16'** · premier posts · single roof  
· extended overhang · metal roof (legacy)



**12'x16' Tan** · Azek floor · single roof  
· extended overhang



**14'x14'** · Azek floor · dimensional shingles  
· premier posts



**15'x24'** · premier posts · extended overhang  
· solid curved braces · metal roof  
· double roof spindles





**14'x20'** · premier posts · extended overhang  
· HD braces · metal roof



**24'x24'** · premier posts · metal roof  
· extended overhang · cedar sealer · HD braces



**12'x24'** · HD braces · custom wall enclosures  
· extended overhang  
· dimensional shingles  
· cedar sealer



**10'x14'** · metal roof



rough-sawn (rustic, beefy)



smooth (crisp, clean)

## Western Red Cedar

- **Beauty** — Beauty in both sight and scent, with its rich tonal properties and natural luster, red cedar is renowned to architects and home owners around the world.
- **Durability** — Natural resistance to decay, moisture, and insect damage has made red cedar a premier material for both interior and exterior applications. Properly finished, western red cedar can last for decades in even the harshest of environments.
- **Stability** — Fine, straight grains and uniform texture helps lumber to lie flat, stay straight, and hold fasteners tightly.
- **Environmentally Friendly** — Wood is the world's only renewable building material, and western red cedar is sourced from one of the most sustainability managed forests in the world, with the majority coming from the Pacific Northwest of the USA.



**20'x20'** · HD braces  
· dimensional shingles  
· custom railing

# Cedar Pavilions



12'x20' · HD braces · metal roof · extended overhang · cedar sealer



14'x14' · HD braces · metal roof · extended overhang  
· cedar sealer



12'x12' · extended overhang · dimensional shingles  
· single roof

## 1. Material



treated pine




western red cedar  
(rough sawn or smooth)



vinyl

## Vinyl Colors



white

tan

clay

## 2. Standard Sizes

| sizes | outside post measurement | roof line with standard overhang | roof line with 12" extended overhang |
|-------|--------------------------|----------------------------------|--------------------------------------|
| 8x8   | 90"x90"                  | 98"x98"                          | 114"x114"                            |
| 10x10 | 114"x114"                | 122"x122"                        | 138"x138"                            |
| 10x12 | 114"x138"                | 122"x146"                        | 138"x162"                            |
| 10x14 | 114"x162"                | 122"x170"                        | 138"x186"                            |
| 10x16 | 114"x186"                | 122"x194"                        | 138"x210"                            |
| 12x12 | 138"x138"                | 146"x146"                        | 162"x162"                            |
| 12x14 | 138"x162"                | 146"x170"                        | 162"x186"                            |
| 12x16 | 138"x186"                | 146"x194"                        | 162"x210"                            |
| 12x20 | 138"x234"                | 146"x242"                        | 162"x258"                            |
| 12x24 | 138"x282"                | 146"x290"                        | 162"x306"                            |
| 14x14 | 162"x162"                | 170"x170"                        | 186"x186"                            |
| 14x16 | 162"x186"                | 170"x194"                        | 186"x210"                            |
| 14x20 | 162"x234"                | 170"x242"                        | 186"x258"                            |
| 14x24 | 162"x282"                | 170"x290"                        | 186"x306"                            |
| 16x16 | 186"x186"                | 194"x194"                        | 210"x210"                            |
| 16x20 | 186"x234"                | 194"x242"                        | 210"x258"                            |
| 16x24 | 186"x282"                | 194"x290"                        | 210"x306"                            |
| 20x20 | 234"x234"                | 242"x242"                        | 258"x258"                            |
| 24x24 | 282"x282"                | 290"x290"                        | 306"x306"                            |

## 3. Post Style



treated



cedar



vinyl

Deluxe Posts



treated



cedar



vinyl

Premier Posts

## 4. Brace Style



plain



curved



victorian  
(only available in vinyl)  
(additional charge)



HD curved  
(only available in cedar)  
(additional charge)



solid curved  
(additional charge)

## 5. Roof Style



single roof  
(deduction from base price)



double roof



triple roof  
(additional charge)

## 6. Ceiling Options



### Standard Ceiling

Exposed pressure-treated framing with 1x6 cedar sheathing. Cedar framing is used for cedar pavilions. An optional wood sealer may be applied to reduce the graying effects of natural weathering. See page 15 for standard color choices.



### Painted Ceiling

Framing can be stained to match main pavilion components or most any custom color. Sheathing boards can be stained or in any of the 5 standard colors shown on page 15.



### Cedar T&G Ceiling

Cedar tongue and groove boards are fastened to the underside of the roof framing for a finished appearance. An optional wood sealer may be applied. See page 15 for color choices.



### Vinyl Ceiling

Beaded vinyl soffit is fastened to the underside of the roof framing for a finished appearance. All exposed wood is covered for a complete maintenance-free pavilion. Available in the three standard vinyl colors shown on page 12.

# Design Your Pavilion

## 7. Roofing Options

25 YR 3 tab



### Dimensional

30 YR shingles (additional cost)



### Metal Roofing

40 YR (additional cost)



## 8. Installation Method



### Option 1 Installed on Deck or Concrete Pad

Hidden galvanized post brackets and anchors are used for securing posts to solid, weight bearing surfaces.



### Option 2 Installed with Posts in Ground

Holes are dug below frost level, then pre-made concrete footer pads are placed at the bottom of each hole. The posts are then placed on top of the footer pads and the dirt is tamped back into place. This option is recommended for dirt areas, loose paver patios, or any other areas that do not have solid, weight bearing surfaces.

## Rough Wiring Package

Includes channeling of one post to accommodate hidden wiring from switch to cross-brace for fan/light. Additional channeling or wiring for receptacles is available for an additional cost. Wire ends will be stubbed out and accessible for an electrician to do final hook up etc.



vinyl



wood



crossbrace for fan/light

## Flooring Options



### Envision Composite

- Authentic, deep lasting grains
- Stain, splinter, slip resistant
- 25 year warranty

### Azek PVC

- Stain, scratch, split, and mold resistance
- Durable and long lasting
- Limited lifetime warranty



slate gray



brownstone



kona



Treated Pine Decking



harbor gray



caribou brown



canyon ridge



woodland bark

## Wood Sealer



natural

cedar

redwood

smoke

walnut

## Privacy Walls



cedar T&G



vinyl



wood or vinyl railing

## Outdoor Blinds

Available from 4ft to 10ft widths. Comes with manual pull chain and are adjustable to pull down to a maximum of 7ft. Note: due to fabric availability colors with \* will have a seam sewn at 5ft height.



\*olive tweed



\*ash tweed



\*coal tweed



almond tweed



winter wheat



dark bronze

## Misc.



double roof spindles



extended 12" roof overhang

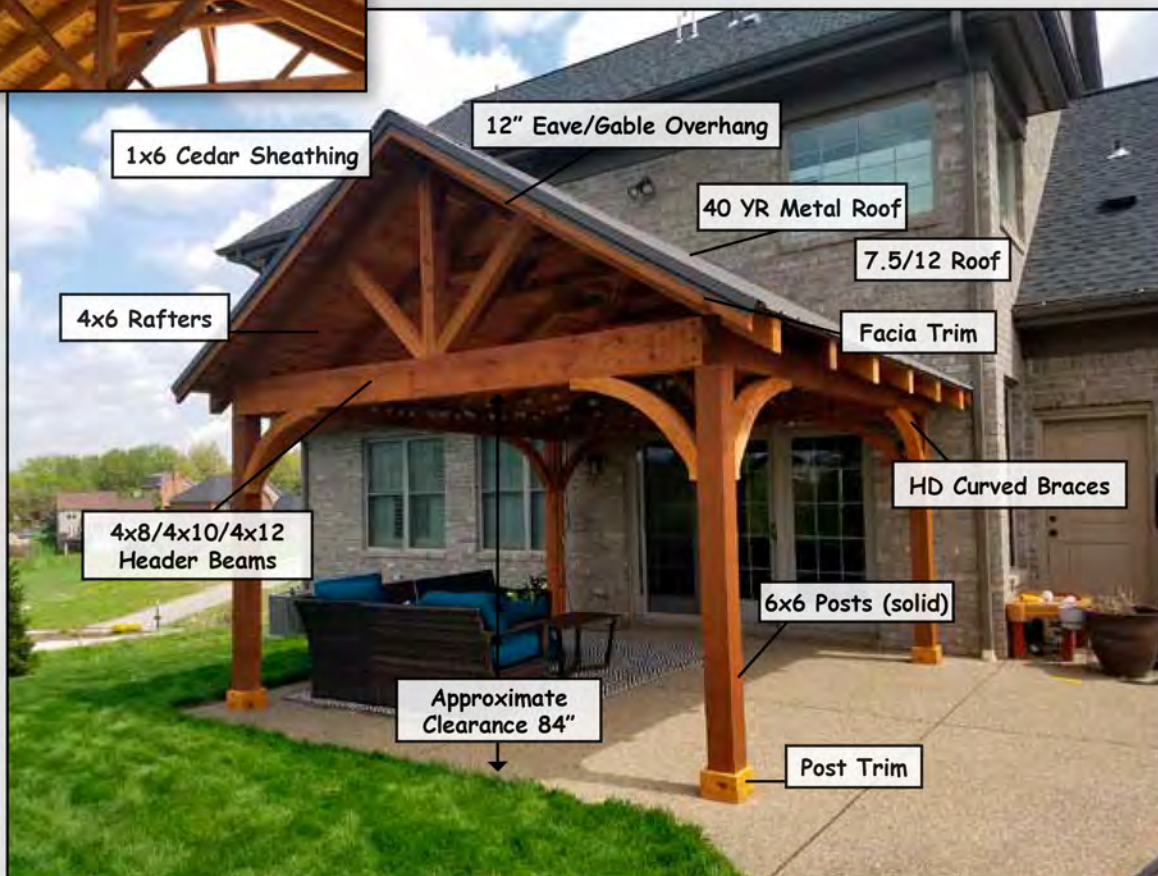


arched beams

8x8 posts available in vinyl & cedar only

Extended Post height standard post height is 8ft which allows a clearance of approx 84" below the header beams. Longer posts are available for certain situations where extra height is desired, up to a maximum of 9ft.

# Cedar Timberline



Standard Features Shown Above are Included in the Base Price



10'x10' · treated pine floor · redwood sealer



12'x16' · cedar sealer



**11'x18'** · 8x8 posts · galvalume metal



**10'x22'** · cedar sealer · bronze metal



**16'x16'** · 8x8 posts · walnut sealer



**16'x16'** · 8x8 posts · cedar sealer · plain braces  
· burgundy metal



**16'x16'** · cedar sealer · galvalume metal



**30'x40'** · cedar sealer · galvalume metal



# Design Your Cedar Timberline

## 1. Standard Sizes

| sizes | outside post measurement | roof line measurement | sizes | outside post measurement | roof line measurement |
|-------|--------------------------|-----------------------|-------|--------------------------|-----------------------|
| 10x10 | 114"x114"                | 138"x138"             | 12x24 | 138"x282"                | 162"x306"             |
| 10x12 | 114"x138"                | 138"x162"             | 14x14 | 162"x162"                | 186"x186"             |
| 10x14 | 114"x162"                | 138"x186"             | 14x16 | 162"x186"                | 186"x210"             |
| 10x16 | 114"x186"                | 138"x210"             | 14x20 | 162"x234"                | 186"x258"             |
| 12x12 | 138"x138"                | 162"x162"             | 14x24 | 162"x282"                | 186"x306"             |
| 12x14 | 138"x162"                | 162"x186"             | 16x16 | 186"x186"                | 210"x210"             |
| 12x16 | 138"x186"                | 162"x210"             | 16x20 | 186"x234"                | 210"x258"             |
| 12x20 | 138"x234"                | 162"x258"             | 16x24 | 186"x282"                | 210"x306"             |

## 2. Post Style



Deluxe



Premier

## 3. Brace Style



HD curved (standard)



plain 4x4 (deduction)

## 4. Ceiling Options



standard ceiling  
(standard features)



cedar T&G  
(additional cost)



pine T&G  
(additional cost)

## 5. Metal Roofing

40 YR (additional cost)



gallery blue



green



burgundy



rustic red



bright red




white



clay



brown



bronze



light gray



charcoal



black



galvalume

# Design Your Cedar Timberline

## 6. Installation Method



Installed on Deck or Concrete Pad  
Hidden galvanized post brackets and anchors are used for securing posts to solid, weight bearing surfaces.



Installed with Posts in Ground  
Holes are dug below frost level, then pre-made concrete footer pads are placed at the bottom of each hole. The posts are then placed on top of the footer pads and the dirt is tamped back into place. This option is recommended for dirt areas loose paver patios, or any other areas that do not have solid, weight bearing surfaces.

## Rough Wiring package

Includes channeling of one post to accommodate wiring from switch to cross-brace for fan/light. Additional channeling or wiring for receptacles or lighting is available for an additional cost. Wire ends will be stubbed out and accessible for an electrician to do final hook up etc.



## Wood Sealer



natural



cedar



redwood



smoke



walnut

## Flooring Options



### Envision Composite

- Authentic, deep lasting grains
- Stain, splinter, slip resistant
- 25 year warranty

### Azek PVC

- Stain, scratch, split, and mold resistance
- Durable and long lasting
- Limited lifetime warranty



slate gray



harbor gray



brownstone



caribou brown



kona



canyon ridge



Treated Pine Decking



woodland bark

## Outdoor Blinds

Available from 4ft to 10ft widths. Comes with manual pull chain and are adjustable to pull down to a maximum of 7ft.

Note: due to fabric availability colors with \* will have a seam sewn at 5ft height.



\*olive tweed



\*ash tweed



\*coal tweed



almond tweed



winter wheat



dark bronze



**8x8 posts** solid posts for an extra beefy look. These are prone to cracking but generally limited to an appearance issue.


**Extended Post height** standard post height is 8ft which allows a clearance of approx 84" below the header beams. Longer post available for certain situations where extra height is desired, up to a maximum of 9ft.

# Gazebo Series



Treated pine decking (wood gazebos)  
Envision Expression composite decking (vinyl gazebos)

Standard Features Shown Above are Included in the Base Price



12'x12' Treated Pine



12'x12' Treated Pine



16'x16' Treated Pine



# Gazebo Series



12'x12' Clay Vinyl



12'x14' Vinyl



14'x14' Vinyl



12'x12' Vinyl



12'x12' Vinyl

# Gazebo Series



12'x14' Treated Pine



12'x12' Tan Vinyl



10'x16' Tan Vinyl



14'x14' Vinyl



20'x20' Vinyl



12'x16' Vinyl

# Design Your Gazebo

## 1. Materials



treated pine



vinyl


## Vinyl Colors



white



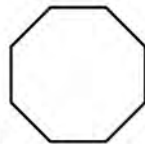
tan



clay

## 2. Size & Shape

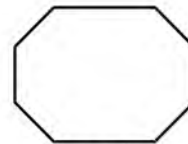
Standard Sizes: 8x8, 10x10, 12x12,  
14x14, 16x16, 10x14,  
10x16, 12x16, 12x20



octagon



square




oval



rectangle

## 3. Railing Style

### Wood Styles



### Vinyl Styles



## 4. Brace Style



curved



plain



victorian (vinyl only)  
(additional cost)

## 5. Floor Design



straight design



pie design

## 6. Roof Style



double roof with cupola



double roof without cupola



standard

## Flooring Options



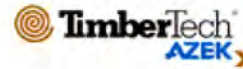
no floor

### Envision Composite

- Authentic, deep lasting grains
- Stain, splinter, slip resistant
- 25 year warranty

### Azek PVC

- Stain, scratch, split, and mold resistance
- Durable and long lasting
- Limited lifetime warranty



slate gray



brownstone



kona



Treated Pine Decking



harbor gray



caribou brown



canyon ridge



woodland bark

## 8. Roofing Options

25 YR 3 tab



desert tan



brownwood



green



aspen gray



estate gray



driftwood



black

### Dimensional

30 YR shingles (additional cost)



desert tan



brownwood



green



sierra gray



estate gray



driftwood



black

### Metal Roofing

40 YR (additional cost)



gallery blue



green



burgundy



rustic red



bright red




white



clay



brown



bronze



light gray



charcoal



black



galvalume

## 9. Ceiling Options



### Standard Ceiling

Exposed pressure-treated framing with 1x6 cedar sheathing. An optional wood sealer may be applied to reduce the graying effects of natural weathering. See below for standard color choices.



### Painted Ceiling

Framing can be stained to match main gazebo components or most any custom color. Sheathing boards can be stained to match framing or in any of the five standard colors shown below.



### Vinyl Ceiling

Beaded vinyl soffit is attached to the underside of the roof framing for a finished appearance. All exposed wood is covered for a complete maintenance-free gazebo.

## Wood Sealer



## Site Prep

Customers are responsible for site prep unless other arrangements have been made.



#57 Limestone Pad

- Limestone pads should be 24" wider than gazebo with a minimum of 4" in thickness.
- Pads must be flat and level or additional charges may apply.



Concrete Pad or Deck

Concrete slabs should be a minimum of 12" wider than gazebo. Floor plans are available upon request.



2" and 4" Concrete Blocks



Post Platform

Lattice, Steps and Step Railing are optional.

## Benches



## Screen Packages

Packages include one door and removable aluminum frame panels with fiberglass screening.



## Frame Color Options



## Wiring Package

Rough-in wiring options for switches, fans/lighting or receptacles



# Commercial Gazebos




24'x24' Vinyl



24'x24' Tan Vinyl

# Pergolas



12'x16' Cedar



8'x12' Cedar



10'x15' Cedar



10'x12' Cedar



12'x16' Vinyl



10'x24' Treated Pine



**Custom Wood Awnings**



**Custom Vinyl Awnings**



**Outdoor Bar Covers**



**Custom Poolhouses**



**Deck and Pavilion Combos**



**Pergola and Pavilion Combos**

 **Hartville**  
Outdoor Products

